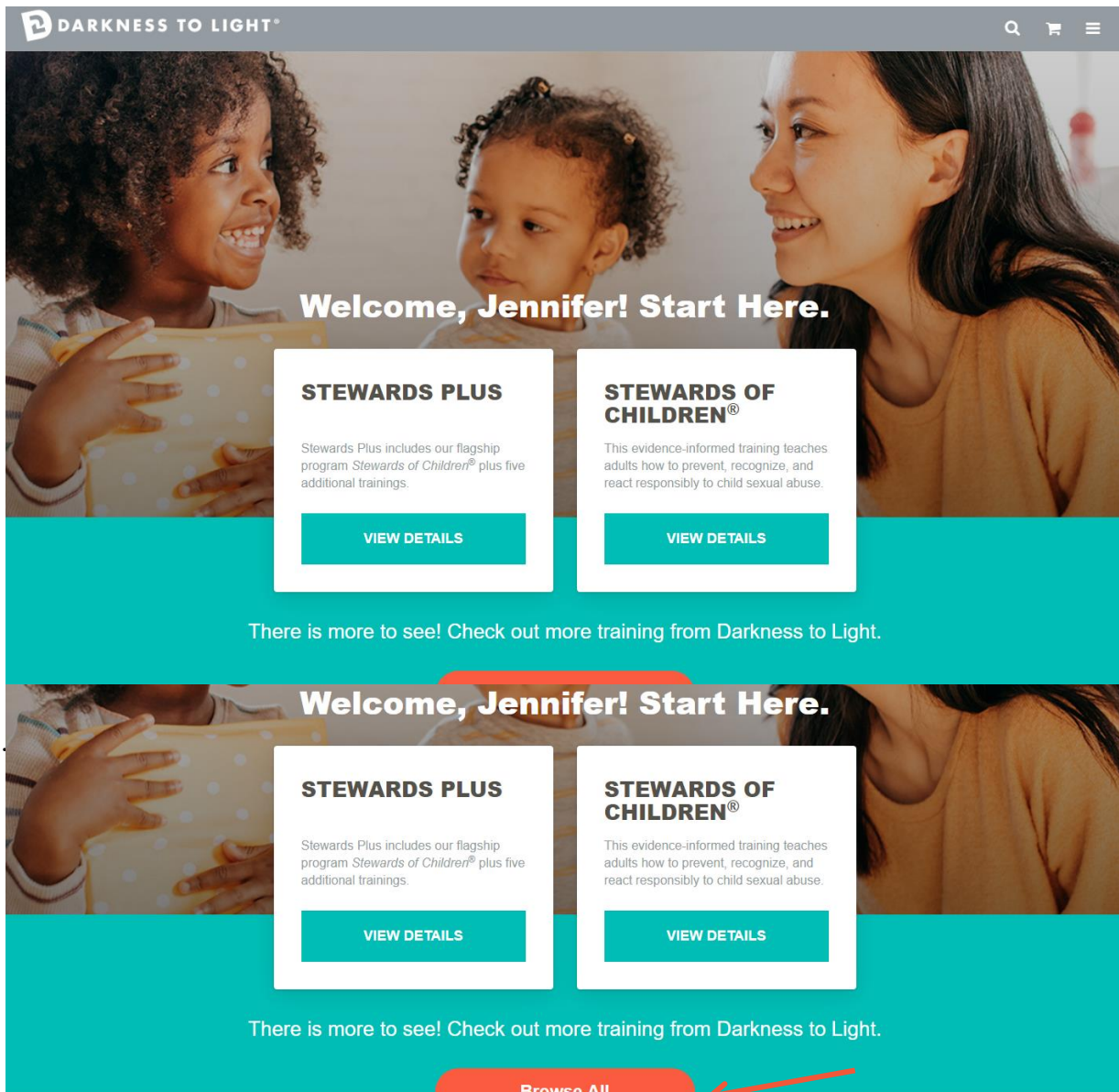




DARKNESS TO LIGHT® ONLINE TRAINING USER GUIDE: DREAM Adaptive Recreation

How to register for the *Recognizing and Reporting Child Abuse and Neglect* online training:

1. Go to the online training login screen
<https://d2l.csod.com/selfreg/register.aspx?c=dreamadaptiverecreation>
2. Enter all required fields and click “Login.”
3. Once you have completed the registration process, a “Thank you” screen will appear.
4. Now you are on your Personalized Online Training Dashboard. Once you are signed into your online training dashboard you should see the screen below:



5.

- This will bring you to Learning Search. From here, click on “Recognizing and Reporting Child Abuse and Neglect.”

DARKNESS TO LIGHT

Learning Search

Learning Search

Search for learning

8 Results

English (US)

Event Calendar

- Stewards Plus**
Curriculum
5 hours, 30 minutes
- Stewards of Children**
Online Class
Completed
View Completion P...
- Stewards of Children In Person Training**
Online Class
2 hours
- Recognizing and Reporting Child Abuse and Neglect**
Online Class
1 hour
- Bystanders**
PROTECTING CHILDREN FROM BOUNDARY VIOLATIONS & SEXUAL ABUSE
Online Class
Bystanders Protecting Children From
30 minutes
- Talking**
WITH CHILDREN ABOUT SAFETY FROM SEXUAL ABUSE
Online Class
Talking with Children about Safety from
30 minutes
- Healthy**
TOUCH FOR CHILDREN & YOUTH
Online Class
Healthy Touch for Children and Youth
30 minutes
- Commercial**
SEXUAL EXPLOITATION OF CHILDREN
Online Class
Child Sexual Abuse and the Commercial Sex
1 hour

- Click “Add to Cart.”

DARKNESS TO LIGHT

Training Details

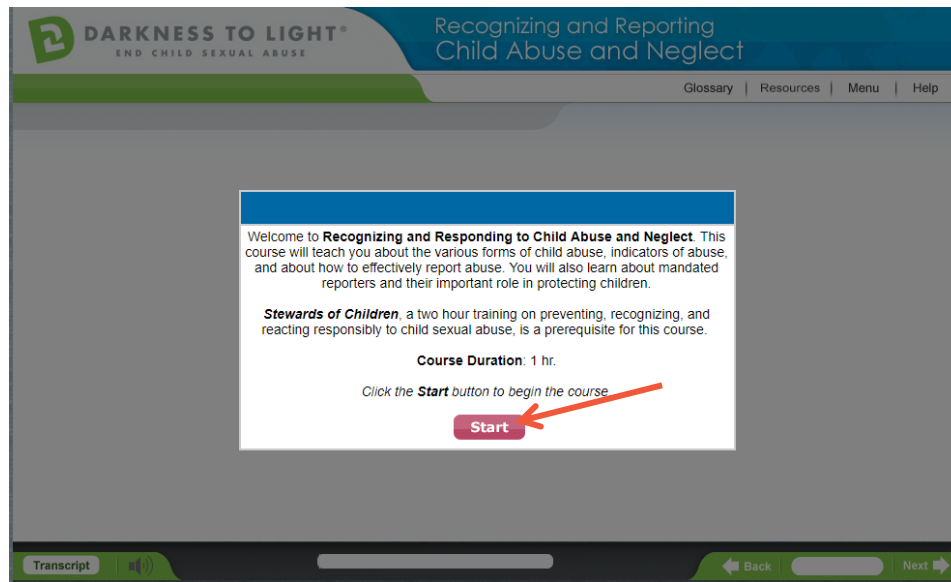
Training Details

Recognizing and Reporting Child Abuse and Neglect
Online Class · Darkness to Light · 1 hour · \$5.00
★★★★★ (71)

Launch

This course will teach you about the various forms of child abuse, indicators of abuse, and about how to effectively report abuse. You will also learn about mandated reporters and their important role in protecting children.

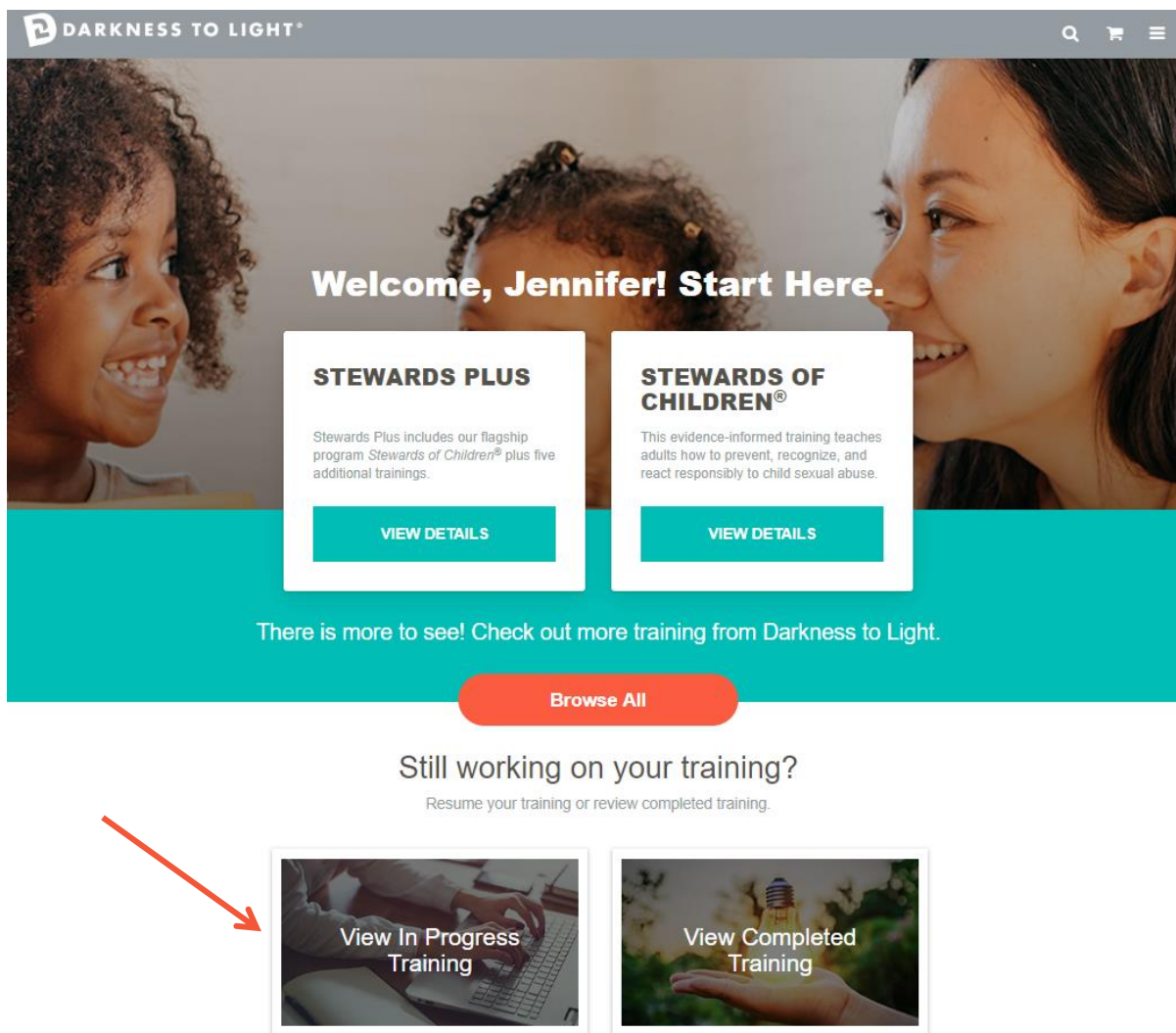
8. Click "Start."



If you do not complete *Recognizing and Reporting Child Abuse and Neglect* in one sitting and would like to come back to the training at a later date, it will save your spot.

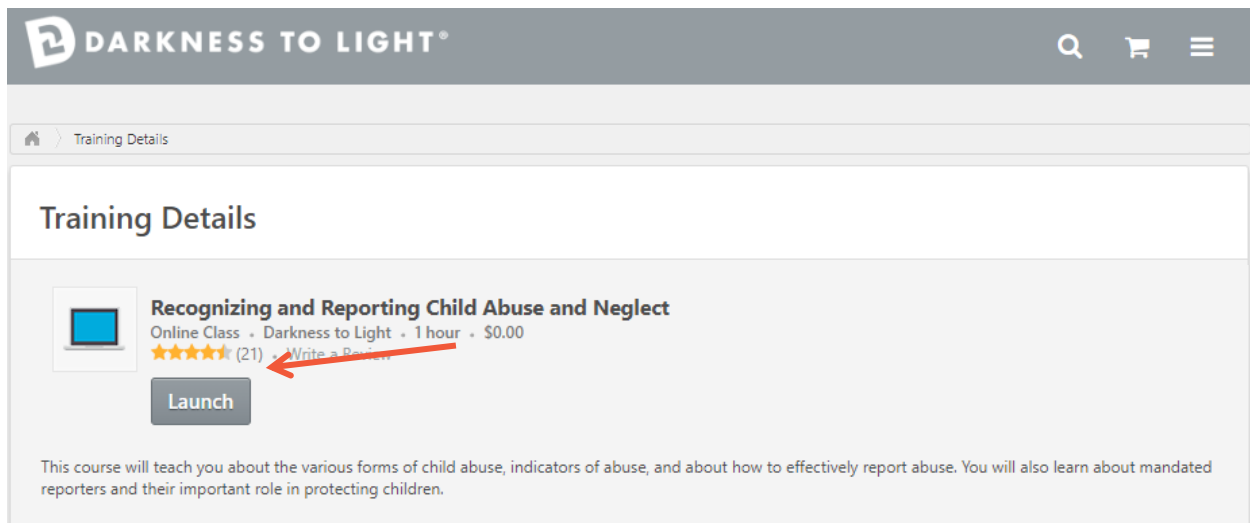
How to Access Your In-Progress Training

1. Login here: <https://d2l.csod.com> and Click “View In Progress Training.”

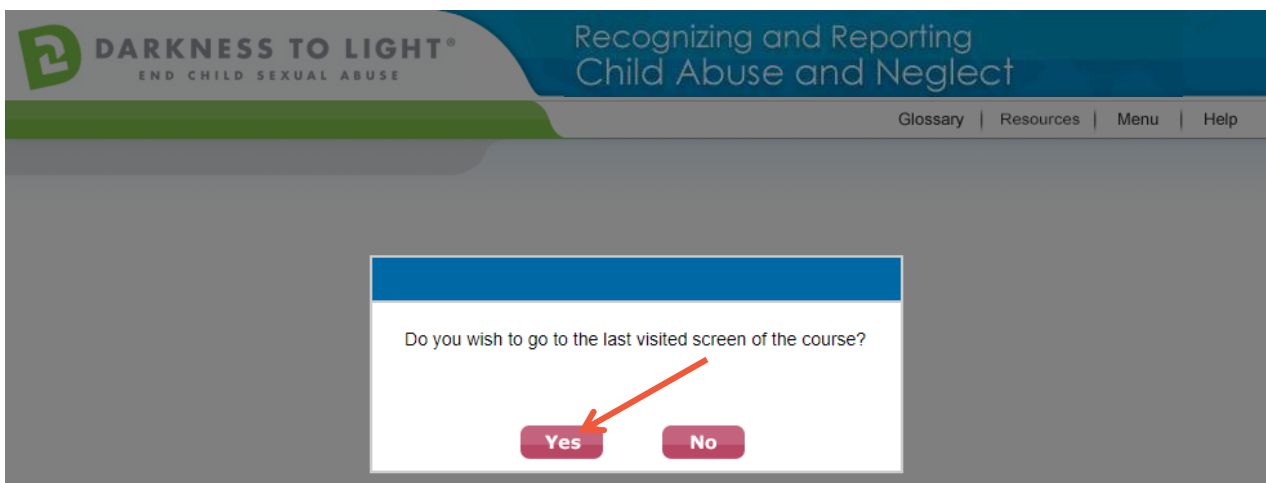


The screenshot shows the user interface of the Darkness to Light website. At the top, the logo "DARKNESS TO LIGHT" is visible on the left, and search, shopping cart, and menu icons are on the right. The main header features a large image of three children smiling, with the text "Welcome, Jennifer! Start Here." overlaid. Below this, there are two white boxes with teal borders. The first box is titled "STEWARDS PLUS" and contains the text: "Stewards Plus includes our flagship program *Stewards of Children*® plus five additional trainings." Below this text is a teal button labeled "VIEW DETAILS". The second box is titled "STEWARDS OF CHILDREN®" and contains the text: "This evidence-informed training teaches adults how to prevent, recognize, and react responsibly to child sexual abuse." Below this text is another teal button labeled "VIEW DETAILS". At the bottom of the main content area, there is a teal banner with the text "There is more to see! Check out more training from Darkness to Light." and a red button labeled "Browse All". Below the banner, the text "Still working on your training?" is displayed, followed by the subtext "Resume your training or review completed training." At the bottom, there are two white boxes with teal borders. The first box is titled "View In Progress Training" and features an image of hands typing on a laptop. The second box is titled "View Completed Training" and features an image of a hand holding a glowing lightbulb. A red arrow points from the left towards the "View In Progress Training" box.

2. Click "Launch."

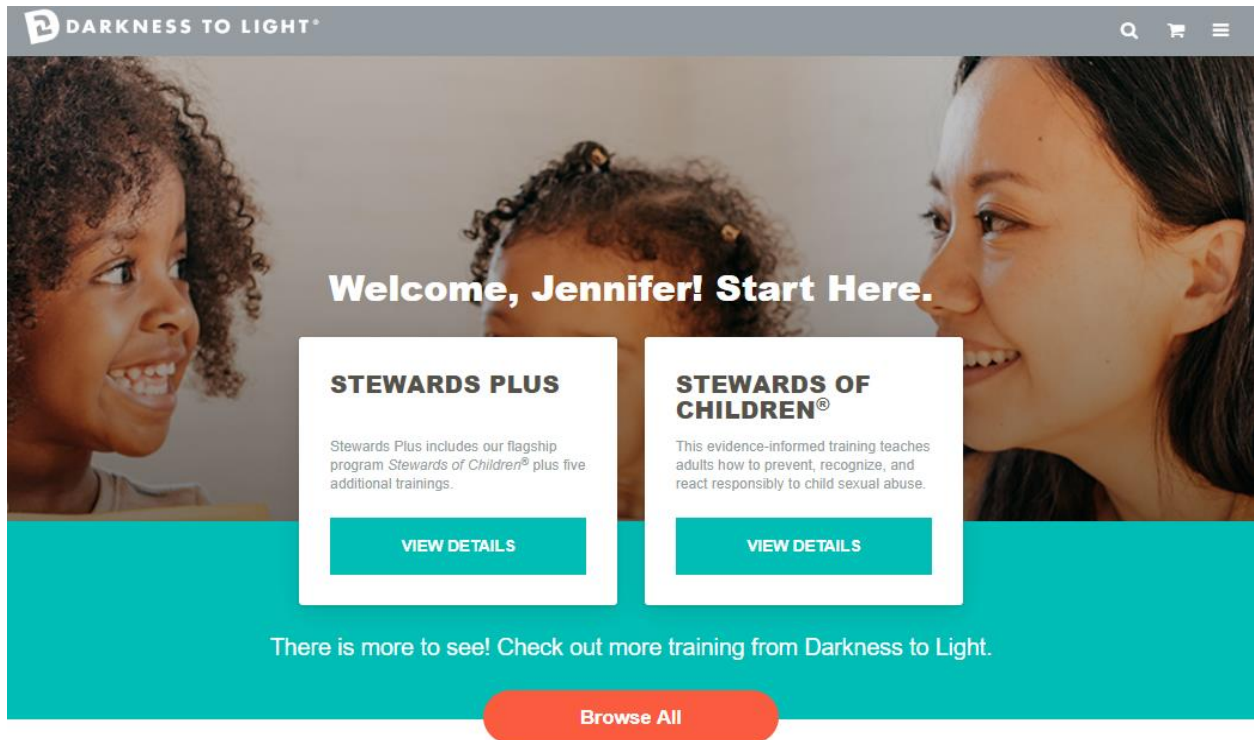


3. Click "Yes" and you will be brought to the last slide you were on.




How to Access Your Certificate

1. To access your certificate, login and click “View Completed Training.”

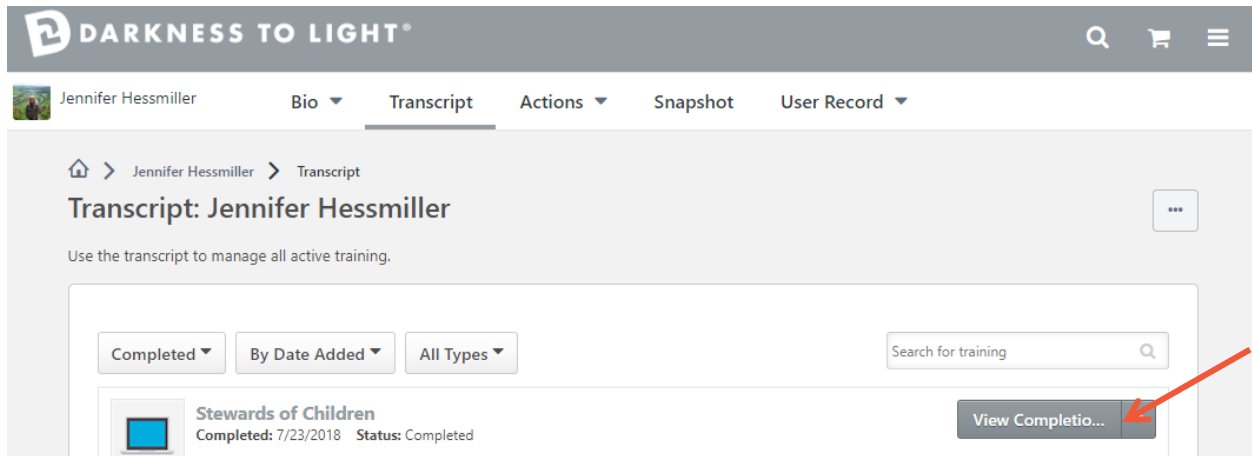


Still working on your training?

Resume your training or review completed training.



2. Click “View Completion Page.”



3. Click "View My Certificate." You will then have the option to print your certificate.

DARKNESS TO LIGHT

Jennifer Hessmiller
Public

Bio

Transcript

Actions

Snapshot

User Record

Training Completion

DARKNESS TO LIGHT
END CHILD SEXUAL ABUSE

PROTECT their only CHILDHOOD

Congratulations Jennifer, you have completed **Stewards of Children!**
Visit the Additional Training Button on your home page to find more training.

- *Healthy Touch*
- *Bystanders Protecting Children*
- *Talking with Children about Safety from Sexual Abuse*
- *Child Sexual Abuse and the Commercial Sexual Exploitation of Children*
- *Recognizing and Responding to Child Abuse and Neglect*

Please be sure to rate Stewards of Children, and recommend the course to others.


Pass it on. Share with others that you took the training!

SHARE to: [Facebook](#) | [Twitter](#) | [LinkedIn](#)

What's next?

Edit My Rating

★★★★★

 **View My Certificate**